

 **Beta**

960AD/TP2



I ISTRUZIONI PER L'USO

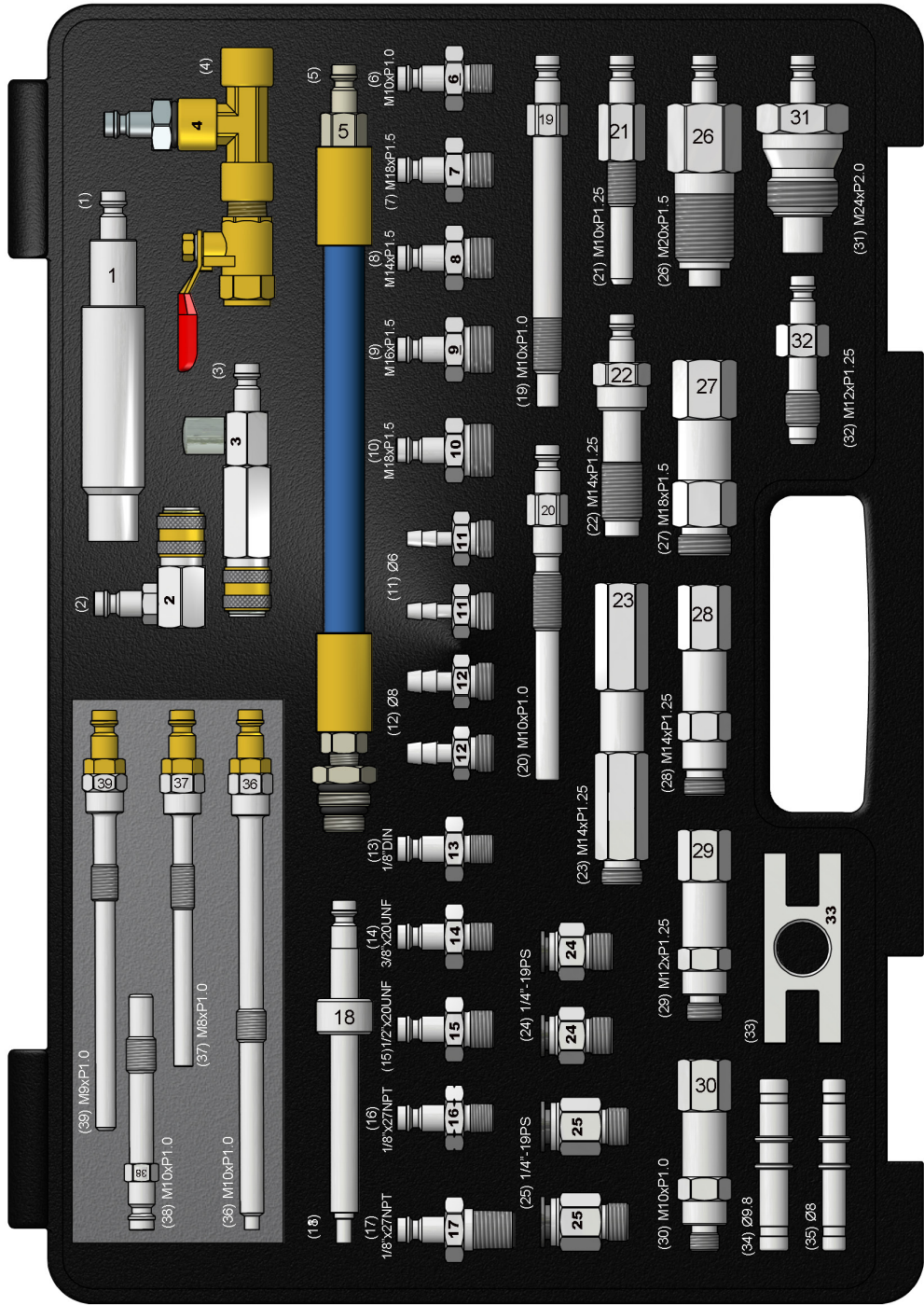
EN INSTRUCTIONS FOR USE

F MODE D'EMPLOI

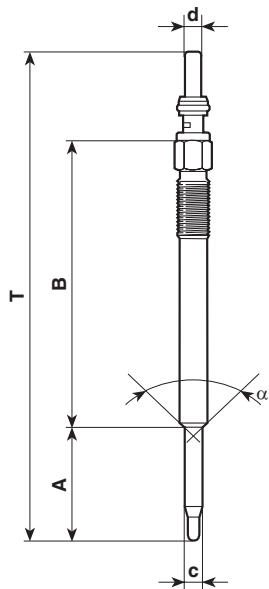
E INSTRUCCIONES

NL GEBRUIKSAANWIJZING

PL INSTRUKCJA OBSLUGI



Beta n° 37 M8 x 1



T	119
A	28
B	70
c	4
d	4
α	93°
	M8X1
	8
V	11
Amp	12
	3"
Nm	8÷10 Nm

BERU	GN053
BOSCH	0250203002
CHAMPION	CH223
MAGNETI MARELLI	UY2A



kW

HP

cc



FIAT

DOBLO

1.3 MJTD 16V	4	55	75	1248	199 A2.000	10/2005 →
1.3 MJTD 16V	4	62	85	1248	188.A9.000	10/2005 →
1.3 MJTD 16V	4	62	85	1248	223 A9.000	10/2005 →

IDEA

1.3 MJTD 16V	4	51	70	1248	188 A9.000	01/2004 →
--------------	---	----	----	------	------------	-----------

PANDA NEW (169)

1.3 JTD 16V	4	51	70	1248	188.A9.000	09/2003 →
-------------	---	----	----	------	------------	-----------

PUNTO II (188)

1.3 JTD 16V	4	51	70	1248	188.A9.000	06/2003 →
-------------	---	----	----	------	------------	-----------

GRANDE PUNTO (199)

1.3 MJTD 16V	4	55	75	1248	199 A2.000	10/2005 →
1.3 MJTD 16V	4	66	90	1248	199 A3.000	10/2005 →

LANCIA

MUSA (223)

1.3 MJTD 16V	4	51	70	1248	188 A9.000	10/2004 →
--------------	---	----	----	------	------------	-----------



kW

HP

cc



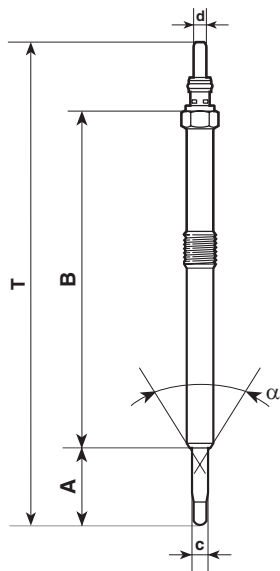
LANCIA

1.3 MJTD 16V	4	66	90	1248	199 A3.000	10/2004 →
YPSILON						
1.3 MJTD 16V	4	51	70	1248	188.A9.000	08/2003 →

OPEL

AGILA						
1.3 CDTi 16V	4	51	70	1248	Z13DT	08/2003 →
CORSA C						
1.3 CDTi 16V	4	51	70	1248	Z 13 DT	06/2003 →
TIGRA						
1.3 CDTi 16V	4	51	69	1248	Z13DT	06/2004 →

Beta n° 36 M10 x 1



T	150,5
A	24,4
B	105
c	5
d	4
α	63°
	M10X1
	10
V	11
Amp	15
	4"
Nm	10÷12NM

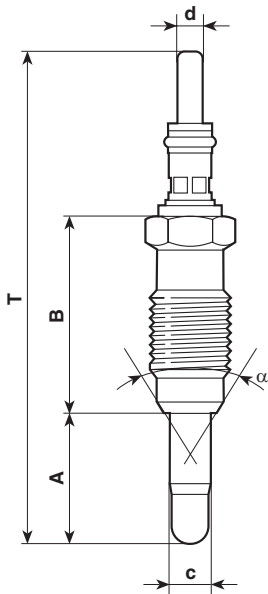
BERU	GN026
BOSCH	0250202128
CHAMPION	CH232
NGK	Y-517J
MAGNETI MARELLI	UC29A

		kW	HP	CC		
--	--	-----------	-----------	-----------	--	--

OPEL						
MOVANO						
2.5 DTi 8V	4	84	115	2463	G9U 720	10/2001 →

RENAULT						
ESPACE III						
2.2 DCi 16V	4	95	130	2188	G9T 710	10/2000 → 10/2002
ESPACE IV						
2.2 DCi 16V	4	110	150	2188	G9T 742/G9T 743	11/2002 →
LAGUNA II						
2.2 DCi 16V	4	110	150	2188	G9T 702	10/2001 →
MASTER II						
2.2 DCi 8V	4	66	90	2188	G9T 722	09/2000 →

Beta n° 32 M12 x 1,25



T	75
A	21
B	30
c	6,1
d	4
α	63°
M12X1,25	
	12
V	11
Amp	16
	7"
Nm	15÷20NM

BERU	GN030
BOSCH	0250201053
CHAMPION	CH209
MAGNETI MARELLI	UX21A



kW

HP

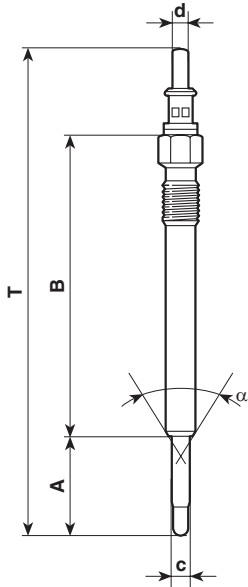
CC



FIAT

Model	kW	HP	CC	Notes	Year
DOBLÒ (223)					
1.9 D 8V	4	46	63	1910	223 A6.000 03/2001 →
PALIO (178, 178DX)					
1.9 D 8V	4	46	63	1910	223 A6.000 03/2001 →
PUNTO II (188, 188AX)					
1.9 D 8V	4	44	60	1910	188 A3.000 09/1999 →
STRADA (178E)					
1.9 D 8V	4	46	63	1910	223 A6.000 12/2000 →

Beta n° 20 M10 x 1



T	130
A	27
B	80
c	5
d	4
α	63°
	M10X1
	10
V	11,5
Amp	15
	4"
Nm	10÷15NM



BERU	GN003
BOSCH	0250202029
CHAMPION	CH218
MAGNETI MARELLI	UC17A



kW

HP

cc



MERCEDES

C CLASS (W202, S202)

C 200 CDI 16V	4	75	102	2151	OM 611.960	03/1998 → 05/2000
C 220 CDI 16V	4	92	125	2151	OM 611.960	09/1997 → 05/2000

C CLASS (W203, CL203, S203)

C 200 CDI 16V	4	85	116	2148	OM 611.962	09/2000 →
C 200 CDI 16V	4	75	102	2148	OM 646.962	02/2001 →
C 200 CDI 16V	4	90	122	2148	OM 646.962	04/2003 →
C 220 CDI 16V	4	105	143	2148	OM 611.962	05/2000 →
C 220 CDI 16V	4	110	150	2148	OM 646.963	02/2004 →
C 270 CDI 20V	5	125	170	2685	OM 612.962	12/2000 →

CLK (C209)

270 CDI 16V	5	125	170	2685	OM 612.962/OM 612.967	10/2002 →
-------------	---	-----	-----	------	-----------------------	-----------

E CLASS (W210, S210)

E 200 CDI 8V	4	75	102	2151	OM 611.961	06/1998 → 03/2002
E 200 CDI 16V	4	85	116	2148	OM 611.961	07/1999 → 03/2002
E 220 CDI 16V	4	92	125	2151	OM 611.961	06/1998 → 07/1999
E 220 CDI 16V	4	105	143	2148	OM 611.961	07/1999 → 03/2002

Beta n° 20 M10 x 1



kW

HP

cc



MERCEDES

E 270 CDI 20V	5	125	170	2688	OM 612.961	07/1999 → 03/2002
E 320 CDI 24V	6	145	197	3226	OM 613.961	07/1999 → 03/2002
E CLASS (W211, S211)						
E 200 CDI 16V	4	75	102	2148	OM 646.951	07/2002 →
E 200 CDI 16V	4	90	122	2148	OM 646.951	07/2002 →
E 220 CDI 16V	4	110	150	2148	OM 646.961	03/2002 →
E 270 CDI 20V	5	130	177	2685	OM 647.961	03/2002 →
E 280 CDI 24V	6	130	177	3222	OM 648.961	05/2004 →
E 320 CDI 24V	6	150	204	3222	OM 648.961	11/2002 →
E 400 CDI 32V	8	191	260	3996	OM 628.961	02/2003 →
G CLASS (W463)						
G 270 CDI 20V	5	115	156	2685	OM 612.966	10/2001 →
G 400 CDI 32V	8	184	250	3996	OM 628.962	12/2000 →
M CLASS (W163)						
ML 270 CDI 20V	5	120	163	2685	OM 612.963	12/1999 → 06/2005
ML 400 CDI 32V	8	184	250	3996	OM 628.963	09/2001 → 06/2005
S CLASS (W220)						
S 320 CDI 24V	6	145	197	3222	OM 613.960	08/1999 → 09/2002
S 320 CDI 24V	6	150	204	3222	OM 648.960	09/2002 →
S 400 CDI 32V	8	184	250	3996	OM 628.960	06/2000 →
S 400 CDI 32V	8	191	260	3996	OM 628.960	06/2003 →
V CLASS (638/2)						
V 200 CDI 16V	4	75	102	2148	OM 611.980	03/1999 →
V 220 CDI 16V	4	90	122	2148	OM 611.980	03/1999 →
VIANO						
CDI 2.2 16V	4	110	150	2148	OM 646.982	09/2003 →
CDI 2.2 16V	4	80	109	2148	OM 646.982	09/2003 →
SPRINTER 2-T						
208 CDI 16V	4	60	82	2148	OM 611.987	04/2000 →
211 CDI 16V	4	80	109	2148	OM 611.981	04/2000 →
213 CDI 16V	4	95	129	2148	OM 611.981	04/2000 →
216 CDI 20V	5	115	156	2685	OM 612.981	04/2000 →
SPRINTER 3-T						
308 CDI 16V	4	60	82	2148	OM 611.987	04/2000 →
311 CDI 16V	4	80	109	2148	OM 611.981	04/2000 →
311 CDI 16V 4x4	4	80	109	2148	OM 611.981	08/2002 →
313 CDI 16V	4	95	129	2148		04/2000 →
313 CDI 16V 4x4	4	95	129	2148	OM 611.981	08/2002 →

Beta n° 20 M10 x 1



kW

HP

cc



MERCEDES

316 CDI 20V	5	115	156	2685	OM 612.981	04/2000 →
316 CDI 20V 4x4	5	115	156	2685	OM 612.981	08/2002 →

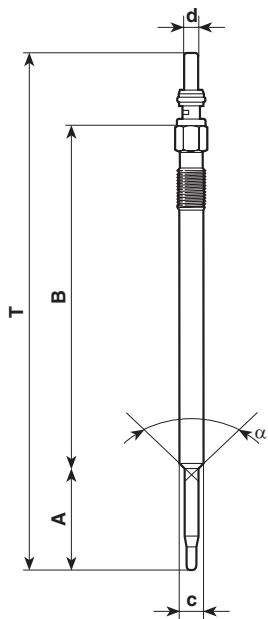
SPRINTER 4-T


408 CDI 16V	4	60	82	2148	OM 611.987	04/2000 →
411 CDI 16V	4	80	109	2148	OM 611.981	04/2000 →
413 CDI 16V	4	95	129	2148	OM 611.981	04/2000 →
416 CDI 20V	5	115	156	2685	OM 612.981	04/2000 →

VITO

108 CDI 2.2 16V	4	60	82	2148	OM 611A (60 KW CDI)	03/1999 →
109 CDI 2.2 16V	4	65	88	2148		09/2003 →
110 CDI 2.2 16V	4	75	102	2148	OM 611LA (75 KW CDI)	03/1999 →
111 CDI 2.2 16V	4	80	109	2148	OM 646.982	09/2003 →
112 CDI 2.2 16V	4	90	122	2148	OM 611.980	03/1999 →
115 CDI 2.2 16V	4	110	150	2148	OM 646.982	09/2003 →

Beta n° 39 M8 x 1



T	151
A	30
B	100
c	4
d	4
α	93°
	M9X1
	9
V	11
Amp	18
	7"
Nm	8÷10 Nm



BERU	GN059
BOSCH	0250203001
CHAMPION	CH224
MAGNETI MARELLI	UY3A



kW

HP

cc



ALFA ROMEO

Model	kW	HP	cc	Year	Notes
147					
1.9 JTD 16V	4	103	140	1910	192 A 5.000 11/2002 →
156					
1.9 JTD 16V	4	103	140	1910	192 A 5.000 11/2002 →
159					
1.9 JTD 16V	4	110	150	1910	939 A2.000 09/2005 →
2.4 JTD 20V	5	147	200	2387	939 A3.000 09/2005 →
166					
2.4 JTD 20V	5	129	175	2387	841 G.000/841 H.000 10/2003 →
GT					
1.9 JTD 16V	4	110	150	1910	937 A5.000 11/2003 →

FIAT

Model	kW	HP	cc	Year	Notes
STILO					
1.9 JTD 16V	4	103	140	1910	192 A5.000 01/2004 →
1.9 JTD 16V	4	110	150	1910	937 A5.000 05/2005 →


kW
HP
cc


FIAT

CROMA II (194)

1.9 MJ 16V	4	110	150	1910	939 A2.000	06/2005 →
------------	---	-----	-----	------	------------	-----------

LANCIA

THEISIS (841AX)

2.4 JTD 20V	5	129	175	2387	841 G.000	05/2003 →
-------------	---	-----	-----	------	-----------	-----------

OPEL

ASTRA H

1.9 CDTi 16V	4	88	120	1910	Z 19 DTJ	04/2004 →
1.9 CDTi 16V	4	110	150	1910	Z 19 DTH	09/2004 →

SIGNUM

1.9 CDTi 16V	4	88	120	1910	Z 19 DT	04/2004 →
1.9 CDTi 16V	4	110	150	1910	Z 19 DTH	04/2004 →

VECTRA C

1.9 CDTi 16V	4	88	120	1910	Z 19 DT	04/2004 →
1.9 CDTi 16V	4	110	150	1910	Z 19 DTH	04/2004 →

SAAB

9-3

1.9 TiD 16V	4	88	120	1910	Z19DT	09/2004 →
1.9 TiD 16V	4	110	150	1910	Z19DTH	09/2004 →

VAUXHALL

SIGNUM

1.9 CDTi 16V	4	110	150	1910	Z 19 DTH	04/2004 →
--------------	---	-----	-----	------	----------	-----------

VECTRA

1.9 CDTi 16V	4	88	120	1910		04/2004 →
1.9 CDTi 16V	4	110	150	1910	Z 19 DTH	04/2004 →



BETA UTENSILI S.p.A.

via Alessandro Volta, 18 - 20845 Sovico (MB) ITALY

Tel. +39 039.2077.1 - Fax +39 039.2010742

www.beta-tools.com - info@beta-tools.com